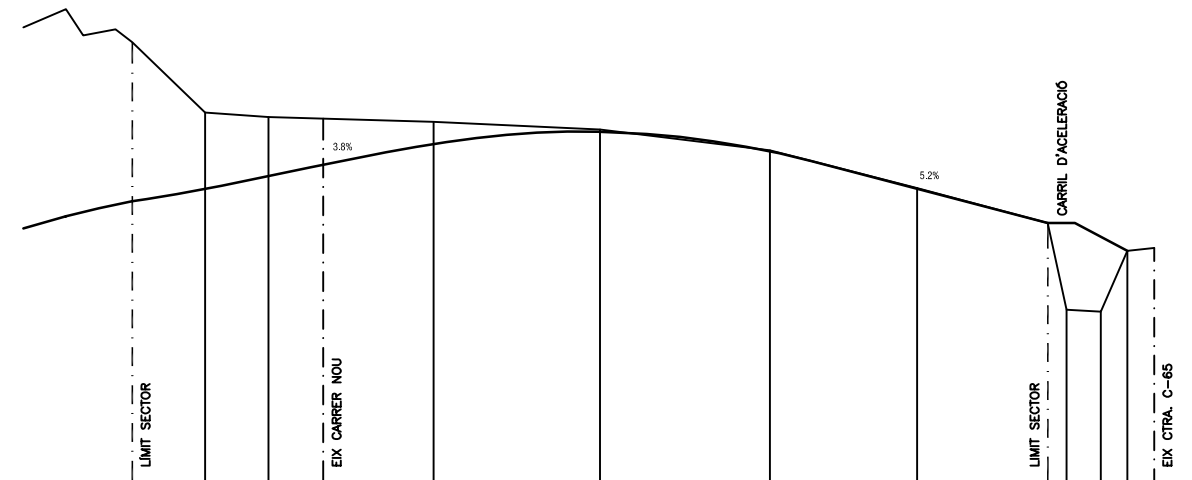



SECCIÓ CARRER PRINCIPAL E 1:100

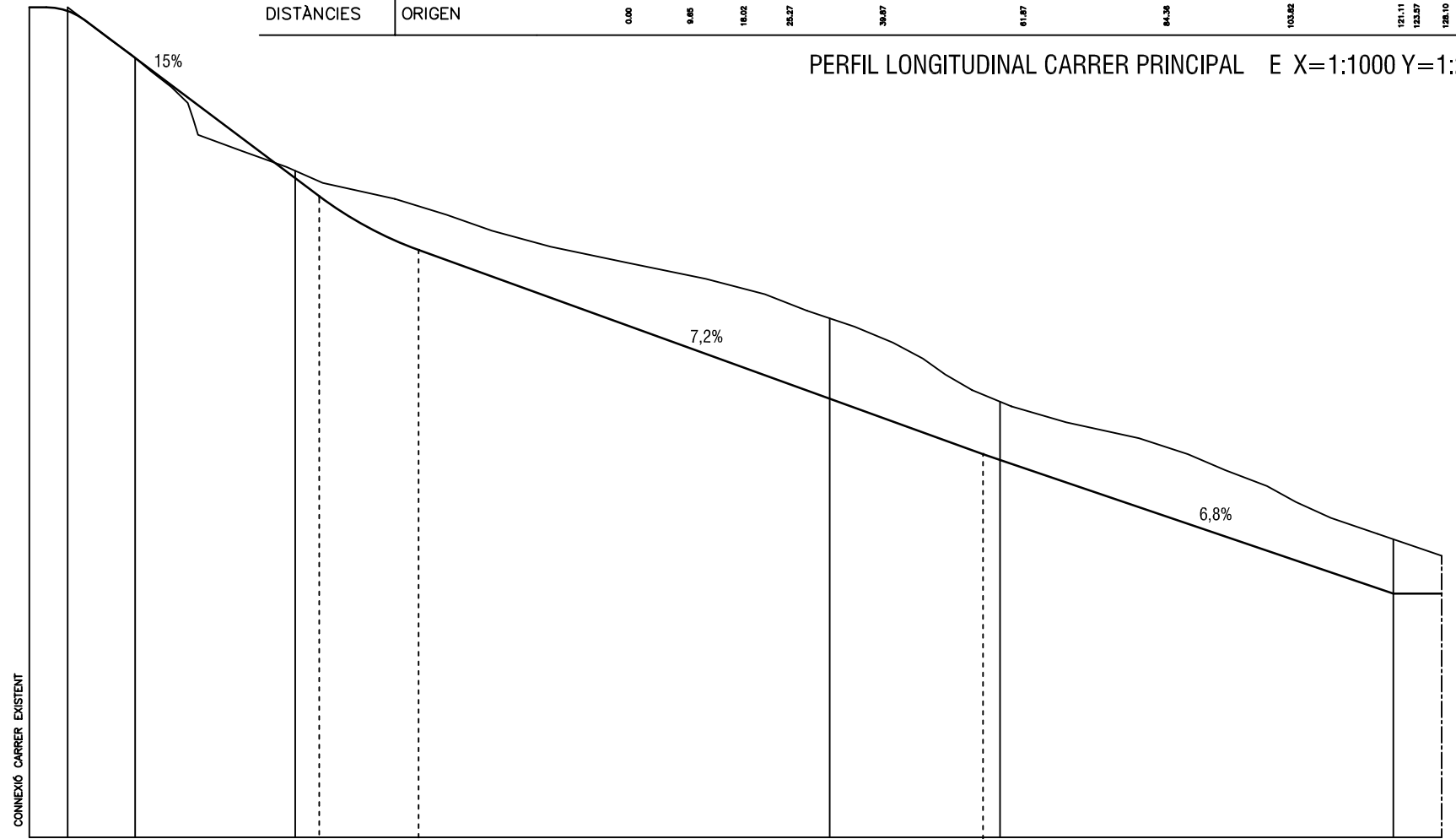


| ORDENADES | RASANT | 106.870 | 106.885 | 107.090 | 107.833 | 108.184 | 108.505 | 107.892 | 107.503 | 108.100 | 108.100 | 108.100 | 108.100 | 108.100 | 108.100 |
|------------|-----------------|---------|---------|---------|---------|---------|---------|---------|---------|---------|---------|---------|---------|---------|---------|
| | TERRENY NATURAL | 110.88 | 108.02 | 108.80 | 108.88 | 108.77 | 108.57 | 108.02 | 107.02 | 108.10 | 103.80 | 103.78 | 103.78 | 103.38 | 103.44 |
| DISTÀNCIES | ORIGEN | 0.00 | 9.85 | 15.02 | 25.37 | 39.87 | 61.87 | 84.38 | 103.82 | 121.11 | 123.37 | 128.10 | 131.81 | 135.19 | 168.44 |

PERFIL LONGITUDINAL CARRER PRINCIPAL E X=1:1000 Y=1:200



SECCIÓ CARRER SECUNDARI E 1:100



| ORDENADES | RASANT | 120.00 | 120.00 | 124.41 | 120.00 | 113.74 | 111.82 | 107.23 | 107.23 |
|------------|-----------------|--------|--------|--------|--------|--------|--------|--------|--------|
| | TERRENY NATURAL | 126.00 | 126.00 | 124.41 | 120.00 | 116.28 | 113.84 | 109.32 | 108.86 |
| DISTÀNCIES | ORIGEN | 211.51 | 215.51 | 254.91 | 179.51 | 95.99 | 89.28 | 7.81 | 0.00 |

PERFIL LONGITUDINAL CARRER SECUNDARI E X=1:1000 Y=1:200

